

# FHC Steincraft® HP100 Series Panic Handles

Access Control Handles

PROFESSIONAL GRADE

**HERC-DOOR**<sup>®</sup>  
FRAMELESS HARDWARE CO.

U.S. Patent Nos. 11,060,341 and 11,187,323

**STEINCRAFT**<sup>®</sup>  
PANIC HANDLES | UL CERTIFIED SA45616

- » Glass Mount, Rail Mount, Wood and Metal Mounting Options Standard
- » UL Certified
- » New Innovative Anti-Finger Pinch Face Plate
- » Award Winning Architect Approved Design
- » Wide Selection of Exterior Handle Options
- » Tubular Handle Designs Up to 10' Tall
- » Six Standard Architectural Finishes Plus Custom Powder-Coat



The Next Generation in  
**Panic Handles**

CSI DIVISION 08

SECTION

08 7100

**FHC Steincraft® HP100 Series Panic Handles** are designed to please architects, fabricators, and building owners alike. The Panic Handles are available in six popular architectural finishes with engraved push indicator areas, and showcases a precision bending process for smooth, uninterrupted handle transitions. The collection is available in ADA compliant keyed cylinder configurations, NFPA 101 compliant height configurations, and can be made to accommodate entrances up to 10 feet tall in accordance with NGA-GANA guidelines. Additionally, the **FHC Steincraft® Panic Handle** provides added safety with a new “anti-finger pinch” faceplate design.

**FHC**<sup>®</sup>  
FRAMELESS HARDWARE COMPANY

**The Glazing  
Supply Company**

EXPERIENCE AND INNOVATION



4361 Firestone Blvd. South Gate, CA 90280  
Toll Free (888) 295-4531 | Fax (323) 336-8307  
email [architectural@fhc-usa.com](mailto:architectural@fhc-usa.com)  
**FHC-USA.COM**

# FHC Steincraft® HP100 Series Panic Handles



The Next Generation in  
**Panic Handles**



**SAFER!**  
New Innovative  
Anti-Finger Pinch  
Face Plate

## FHC Steincraft® Panic Handles

- » Glass Mount, Rail Mount, Wood and Metal Mounting Options Standard
- » UL Certified
- » New Innovative Anti-Finger Pinch Face Plate
- » Six Standard Architectural Finishes Plus Custom Powder-Coat
- » Award Winning Architect Approved Design
- » Wide Selection of Exterior Handle Options
- » Tubular Handle Designs Up to 10' Tall

## FHC Steincraft® Deadbolt Handles

- » Top and Bottom Locking Bolt Options
- » Interchangeable Core Cylinders
- » Easy Accessible Lock Location
- » Matches Panic Handle Profiles and Design
- » Six Standard Architectural Finishes Plus Custom Powder-Coat

## FHC Steincraft® Dummy Handles

- » Designed to Match FHC's Panic Handles, Deadbolt Handles, and Electromagnetic Egress Handle Configurations
- » Wide Selection of Exterior Handle Options
- » Tubular Handle Designs Up to 10' Tall
- » Six Standard Architectural Finishes Plus Custom Powder-Coat



Glass Mount Latch



Rail Mount Latch



2



State-of-the-Art Precision Bending Process for Smooth Handle Transitions



Factory Applied Etched "PUSH" Indicator Area

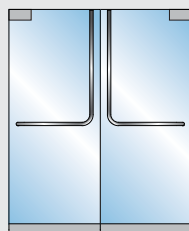


To See Our Complete Selection of Architectural Hardware Products Visit [FHC-USA.COM](http://FHC-USA.COM) and View Our FAH23R Architectural Hardware Glass Entrance Systems Catalog

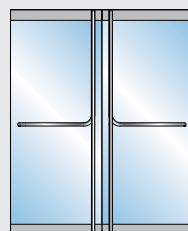
### Available Finishes



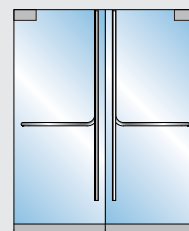
### Most Popular Configurations



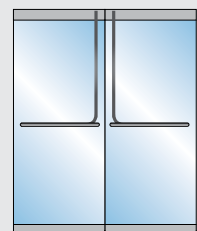
Panic Device HP100D Shown



Panic Device HP100F Shown



Panic Device HP100FS Shown



Panic Device HP100A Shown