

FHC Stainless Steel Glass Awning Brackets

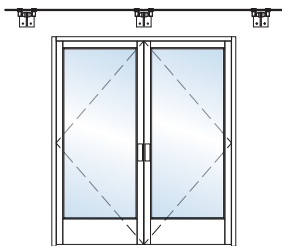
PROFESSIONAL GRADE



- » Three Profiles Available: Straight, Tapered and Curved
- » For 9/16" to 13/16" Thick Laminated Tempered Glass
- » 304 Alloy Stainless Steel Construction
- » Available in Brushed and Polished Stainless Steel
- » 24", 36", and 48" Lengths Available From Stock
- » Includes SB50 Glass Fitting
- » Also Available in Custom Powder Coat Finish
- » Can Be Customized to Meet Project Requirements, Contact FHC Technical Sales for More Information

NEW


Typical Elevation



Item No. SB50
Glass Fitting
Included




FHC AWB
Straight Blade
Awning Bracket



ITEM NO.	LENGTH
AWB24XX	24"
AWB36XX	36"
AWB48XX	48"

FHC AWBR
Curved Blade
Awning Bracket



ITEM NO.	LENGTH
AWBR24XX	24"
AWBR36XX	36"
AWBR48XX	48"

FHC AWBS
5 Degree Slope
Tapered Blade
Awning Bracket



ITEM NO.	LENGTH
AWBS24XX	24"
AWBS36XX	36"
AWBS48XX	48"

Our **Stainless Steel Glass Awning Brackets** will enhance the look of any entrance while also providing protection from the elements. Available in different shapes and sizes, FHC can also fabricate to suit your design. Contact FHC Technical Sales for more information.

CSI DIVISION 10

SECTION
10 7000

Available Finishes



PS
POLISHED
STAINLESS



BS
BRUSHED
STAINLESS



PT
POWDER
PAINT CUSTOM

XX = FINISH



The Glazing
Supply Company

EXPERIENCE AND INNOVATION



4361 Firestone Blvd. South Gate, CA 90280
Toll Free (888) 295-4531 | Fax (323) 336-8307
email archmetals@fhc-usa.com
FHC-USA.COM