

FHC G50 Series

Top-Hung Bi-Folding Glass Door System

OFFERING DOOR ENTRANCES THAT CAN ADAPT TO YOUR REQUIREMENTS



CSI DIVISION 08

SECTION

08 4226

PROFESSIONAL GRADE

G50™

FHC G50 SERIES TOP-HUNG BI-FOLDING GLASS DOOR SYSTEM

- » Thermally Broken for Energy Efficiency
- » Designed to Be Used for Exterior & Interior Applications
- » Minimal Sightline for Optimal Daylight
- » Unobstructive Views When Opened
- » Maximum Frame Height: 96"
- » Minimum Panel Width: 31"
- » Various Configurations, Access Swing Door Can Be Incorporated for Easy Entry
- » Inward Stacking
- » Concealed Hinges and Latching Hardware
- » Top Hung Rollers Create a Smooth Effortless Transition With Bottom Guide
- » Accepts 1-3/16" Glass or Can Be Shipped Fully Glazed by FHC
- » Satin Anodized, Dark Bronze Anodized, Matte Black and Powder Coat Finishes Available



COMMERCIAL AND RESIDENTIAL PROJECTS

HOTELS | RESTAURANTS | PATIO AREAS | GYMS | MALLS | INTERIOR OFFICES | STADIUM SUITES | AND MORE

FHC is excited to introduce our newest "100% wide-open functioning" **Thermally Broken G50 Series Top-Hung Bi-Folding Glass Door System!** The **G50 Series** allows for wide, unobtrusive openings so views and the great outdoors can be enjoyed. In the closed position, the **G50 Series** provides a weather tight seal and resistance to the ever-changing conditions, while at the same time allowing natural light inside. There are several configuration options available to complement many architectural design styles. Our factory engineers designed the system to move smooth and effortlessly. The **G50 Series Thermally Broken Top-Hung Bi-Folding Glass Door System** comes with a two point locking system for ultimate security.

FHC[®]
FRAMELESS HARDWARE COMPANY

The Glazing
Supply Company

EXPERIENCE AND INNOVATION



4361 Firestone Blvd. South Gate, CA 90280
Toll Free (888) 295-4531 | Fax (323) 336-8307
email fhcaluminum@fhc-usa.com
FHC-USA.COM

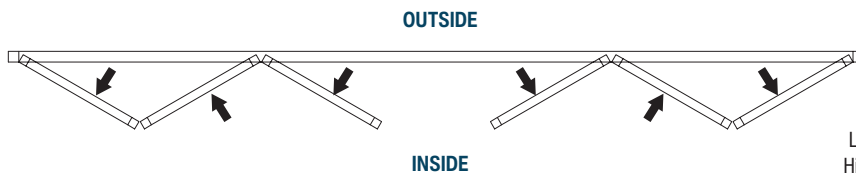
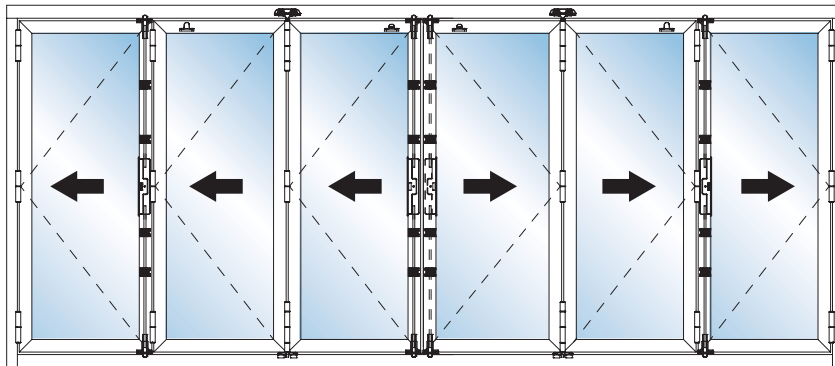
Commercial & Residential Projects

- Hotels
- Restaurants
- Patio Areas
- Gyms
- Malls
- Interior Offices
- Stadium Suites
- and More




FHC G50 Series Thermally Broken Top-Hung Bi-Folding Glass Door System

Typical Door Configuration




Low Profile Sill Being Shown, High Profile Sill Also Available



Bi-Folding Roller



Bi-Folding Hinge



Latch Lock

Available Finishes



SA
SATIN
ANODIZED



DU
DARK
BRONZE



MB
MATTE
BLACK



PT
CUSTOM
PAINTED
FINISH